

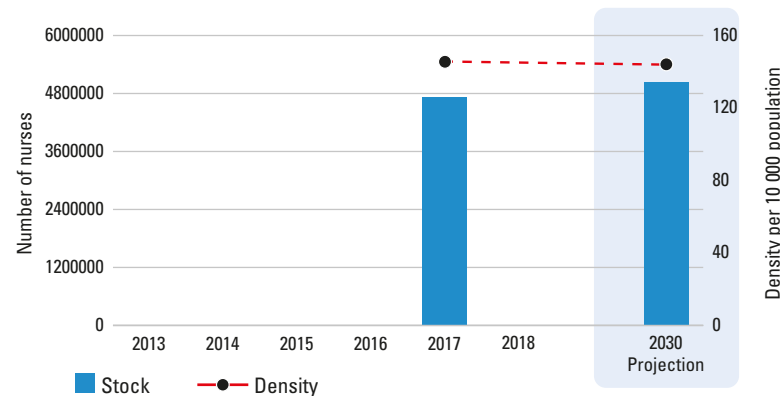
This map is an approximation of actual country borders.

United States of America

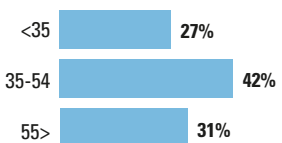
	COUNTRY	WHO REGION
Total population (UN population prospects, 2019)	329064917	1009950130
UHC Service Coverage Index (0-100 points, 2017)	84	-
Life expectancy at birth m/f (years, 2016)	76.0/81.0	73.8/79.8
Probability of dying under five (per 1 000 live births, 2018)	6.5	13.5
Probability of dying between 15 and 60 years m/f (per 1 000 population, 2016)	142/86	162/89
Gross domestic product (GDP) (per capita US\$, 2017)	60055	26759
Current health expenditure as a per cent of GDP (2017)	17.1	7.0
Current health expenditure per capita (US\$, 2017)	10246	1019

Source: WHO


Nursing stock and density 2013-2018



Age distribution



Sex distribution



Nurse mobility

Foreign trained **NR**
Foreign born **15.72%**

Country capacity on:

Yes
 Partial
 No
 NR No Response

EDUCATION REGULATION

- Master list of accredited education institutions
- Accreditation mechanisms for education institutions
- Standards for duration and content of education
- Standards for interprofessional education
- Standards for faculty qualifications[†]

PRACTICE REGULATION

- Nursing council/authority for regulation of nursing[†]
- Fitness for practice examination[†]
- Continuing professional development
- Existence of advanced nursing roles

WORKING CONDITIONS

- Regulation on working hours and conditions
- Regulation on minimum wage
- Regulation on social protection
- Measures to prevent attacks on HWs

GOVERNANCE AND LEADERSHIP

- Chief Nursing Officer position[†]
- Nursing leadership development program[†]
- National association for pre-licensure students[†]

Nursing personnel (latest year)

4729338

Nursing professionals	Nursing associates	Nurses not further defined
3703000	1026338	0

Share of professional nurses	Density	Graduates per year	Minimum duration of training
78%	145.5 per 10 000 population	281893	NR

Share of nurses within the health workforce

Nurses	NR
Doctors	NR
Midwives	NR
Dentists	NR
Pharmacists	NR

Issues for consideration

Density above threshold, no estimation for shortage.

*As compared to a benchmark density. Details in *State of the world's nursing 2020 report* and *Global Strategy on Human Resources for Health: Workforce 2030*

Source: National Health Workforce Accounts (NHW), 2020 except †. Latest available data are displayed. Includes multiple data sources such as the OECD/Eurostat/WHO EURO Joint Data Collection, labour force survey, census data and estimates from WHO for shortages. Stock and density projection by 2030 based on a simple stock and flow model. See full report for further details. NR=Not reported. Data as of 10 March 2020.