


APN Facts 2014-2015

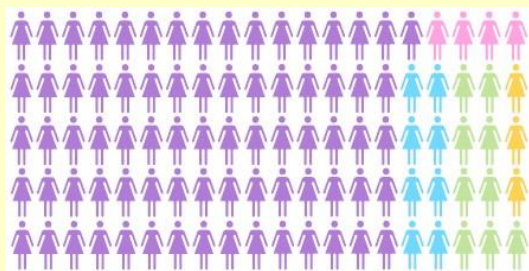
7,817 Advanced Practice Nurses (APNs) in New Jersey provided demographical information.

Gender



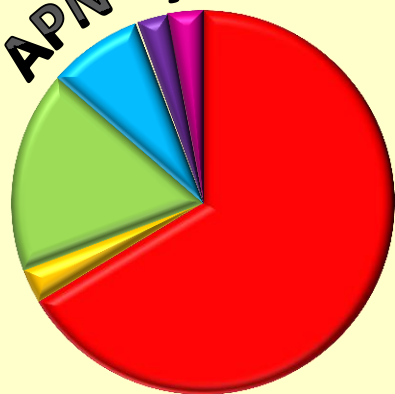
89% Female
11% Male

Race

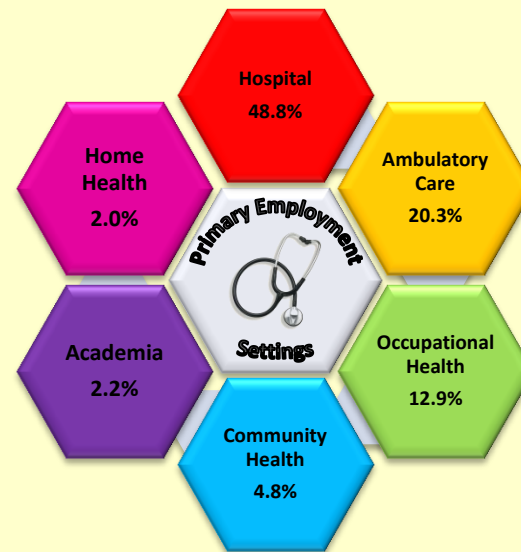
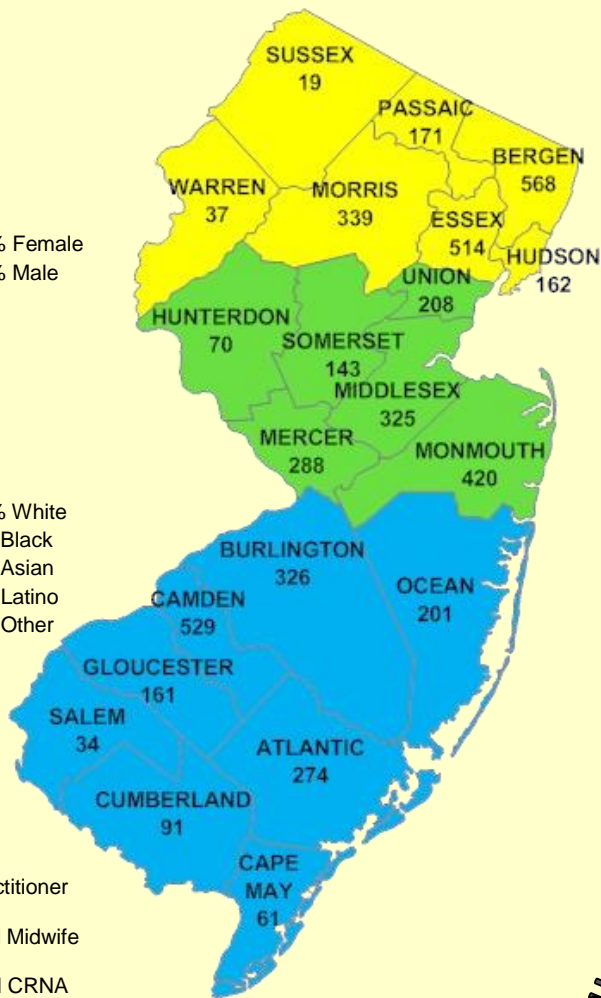


76% White
8% Black
9% Asian
3% Latino
4% Other

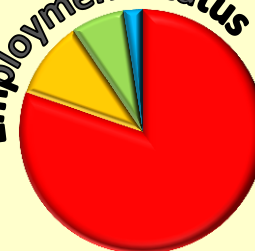
APN Type



66% Nurse Practitioner
3% NP Certified Midwife
17% NP Clinical CRNA
8% NP Clinical Nurse Specialist
0% Forensic Nurse
3% Nurse Practitioner Not Licensed
3% No Data

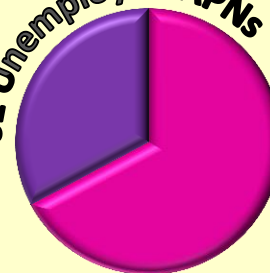


Employment Status



80% Full Time
10% Part Time
7% Per Diem
3% No Data

61 Unemployed APNs



67% Seeking Work as a Nurse
33% Not Seeking Work as a Nurse